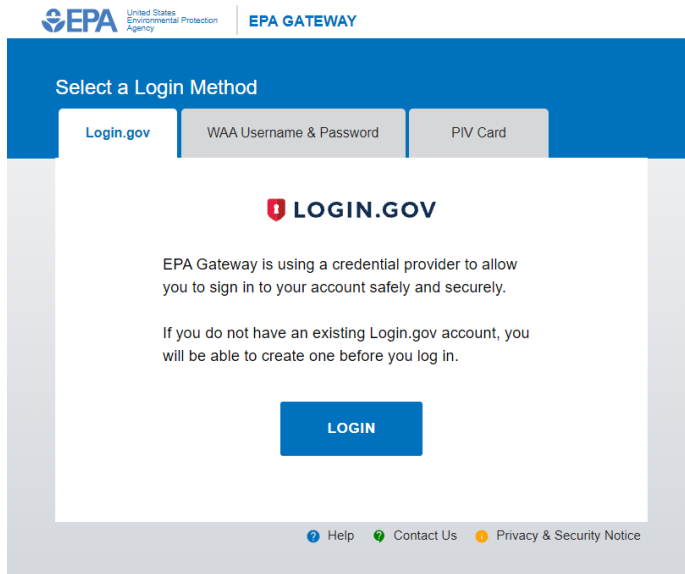
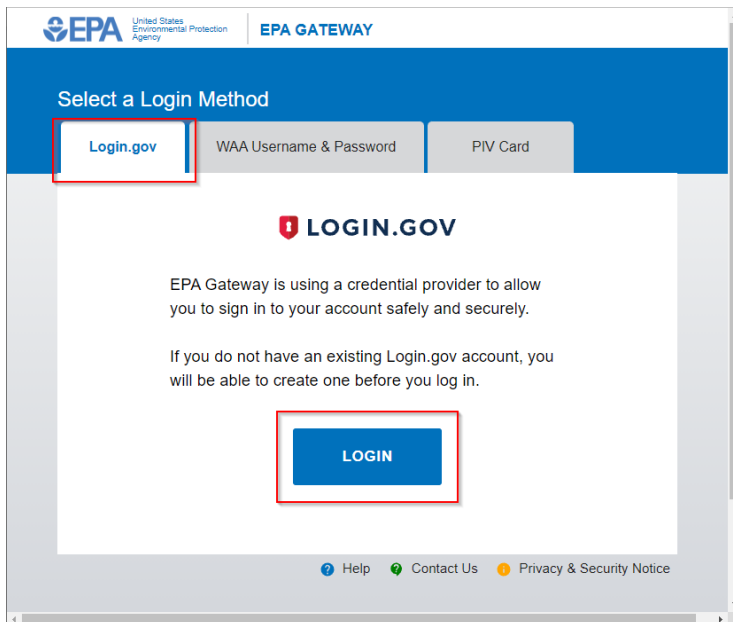


This job aid assists users on how to create a Login.gov account and link their Login.gov credentials to their WAA EPA Application account.

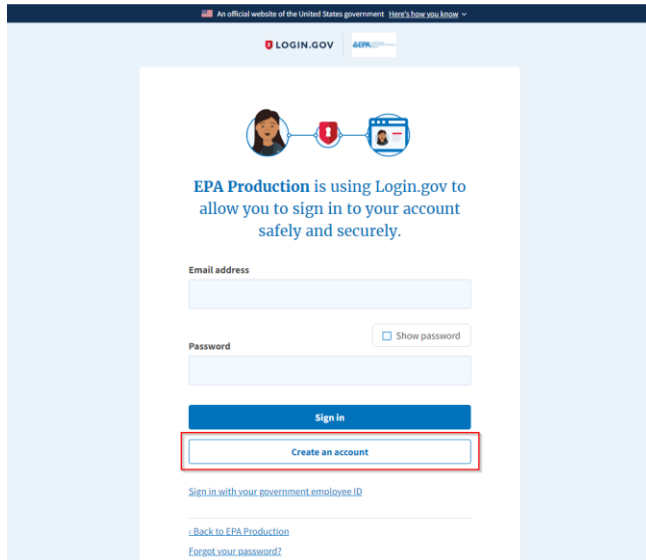
1. In your browser go to <https://waa.epa.gov>. You will be redirected to the **EPA GATEWAY** login page.



2. From the "Login.gov" tab of the EPA Gateway login page, click the "Login" button.



3. The EPA/Login.gov landing page will be displayed. Click the "Create an Account" button to continue.

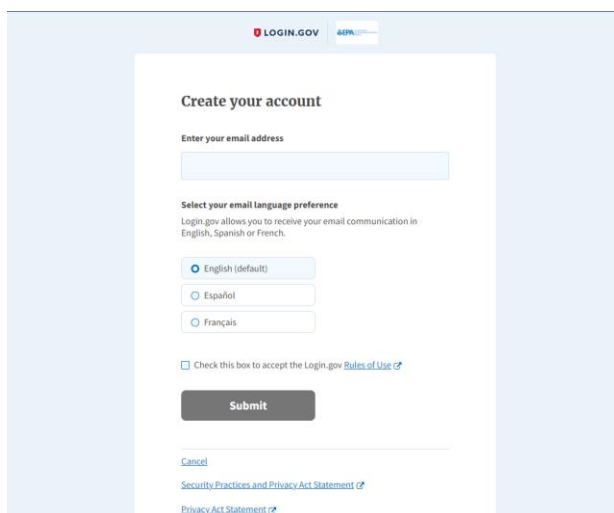


4. Complete steps [to create an Login.gov](#) account using the email address currently associated with your EPA account.

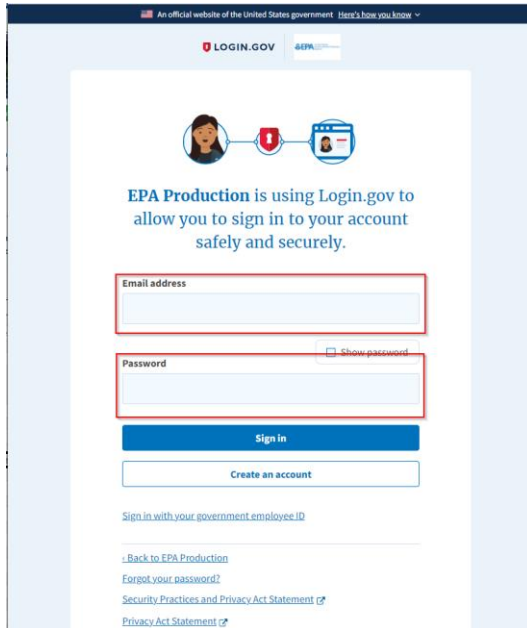
You can verify your current EPA account email address by following steps here: [How to Lookup EPA WAA Community Email Address.](#)

Important: You must use the same email address that is currently associated with your EPA-issued account when creating your Login.gov account.

NOTE: If you already have a Login.gov account you can change the email address in your EPA User Profile to match your current Login.gov email address in your EPA User Profile.



5. After your Login.gov account has been created return to <https://waa.epa.gov>. The EPA/Login.gov landing page will be displayed. Enter your Login.gov account credentials (i.e., email address and password) and click the "Sign In" button to continue.

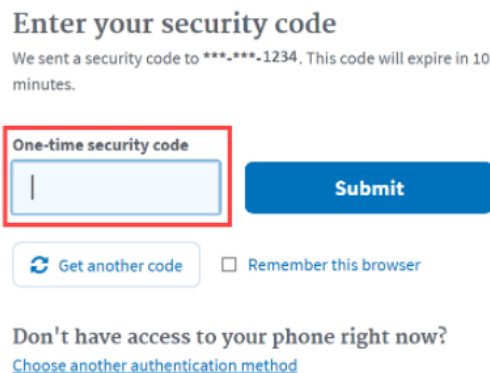


You will be prompted to enter a one-time security code.

NOTE 1: This step may vary depending on how the second factor authentication was configured for the account (SMS text, software authenticator, PIV/CAC, or security key)

NOTE 2: If you do not have access to your primary authentication method, you may opt to use your secondary authentication method by selecting the "Choose another authentication method" link.

Enter the code into the "One-time security code" textbox and click the "Submit" button.



6. Upon successful login, your Web Application Management dashboard will be displayed. Click the “User Profile” menu option and you should see “Login.gov” heading.

The screenshot displays the EPA User Profile page. At the top left is the EPA logo and the text "United States Environmental Protection Agency". Below this is a grid of nature-related images. A navigation bar contains "Community Access", "User Profile" (highlighted with a red box), "Help", and "Logoff". A welcome message "Welcome, Maury Smith" is on the right. The main content area is titled "User Profile" and features the "LOGIN.GOV" logo (also highlighted with a red box). Below the logo is a form with the following fields:

UID:	XMSMITH
First Name:	<input type="text" value="Maury"/>
Last Name:	<input type="text" value="Smith"/>
Email:	<input type="text" value="smith.maury777@gmail.com"/>
Street Address:	<input type="text" value="1234 Street"/>
City:	<input type="text" value="Durham"/>
Country:	<input type="text" value="United States"/>
State/Province/Region:	<input type="text" value="North Carolina"/>
Postal Code:	<input type="text" value="27000"/>
Phone Number:	<input type="text" value="(919) 308-4345"/>

At the bottom of the form are "Save Profile" and "Refresh" buttons. At the very bottom of the page are links for "Contact Us" and "Privacy & Security Notice".

NOTE: At this point your WAA account has been successfully linked with Login.gov and you can now use Login.gov for accessing EPA WAA applications.