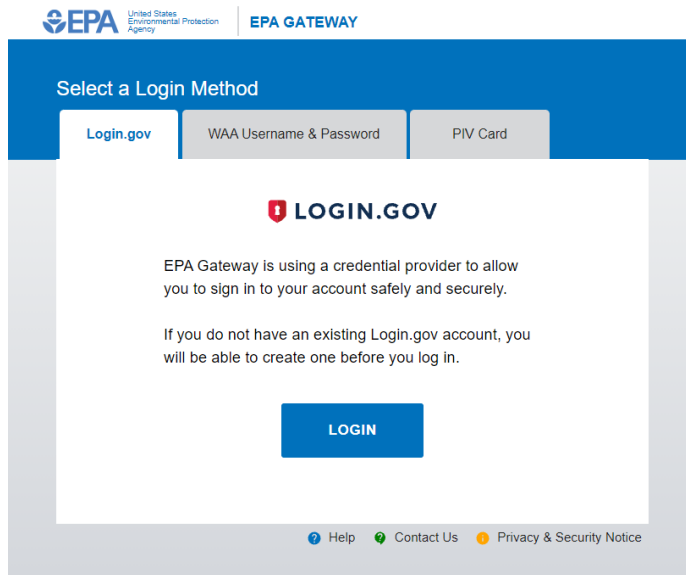
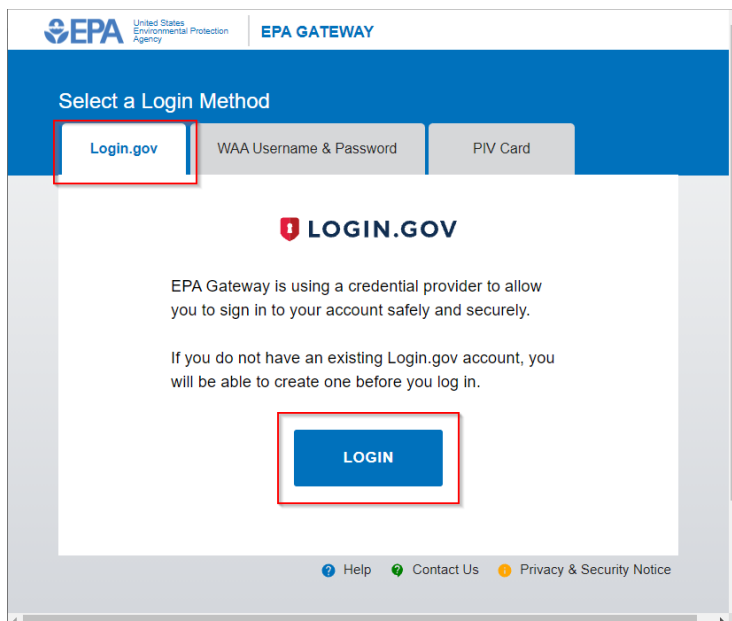


This job aid assists users on how to log into WAA EPA Community Access using Login.gov credentials on a desktop.

1. In your browser go to <https://waa.epa.gov>. You will be redirected to the **EPA GATEWAY** login page.

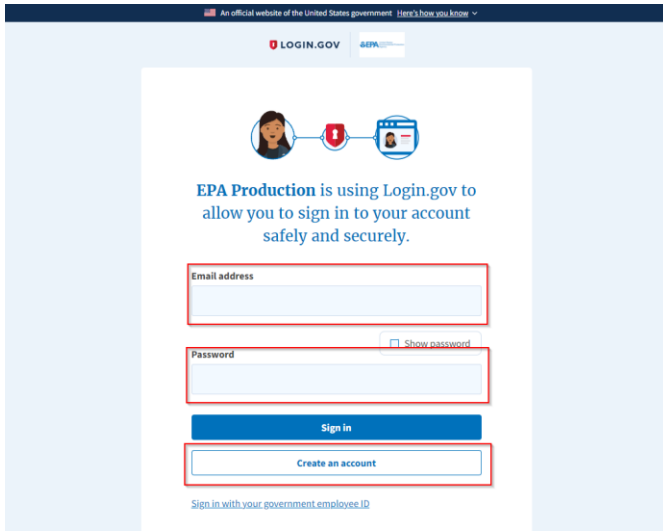


2. From the "Login.gov" tab of the EPA Gateway login page, click the "Login" button.



3. The EPA/Login.gov landing page will be displayed. Enter your Login.gov account credentials (i.e., email address and password) and click the "Sign In" button to continue.

NOTE: If you do not have an existing Login.gov account, you will need to [create a Login.gov account](#) before continuing.

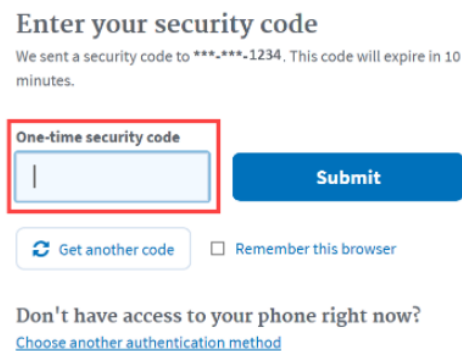


You will be prompted to enter a one-time security code.


NOTE 1: This step may vary depending on how the second factor authentication was configured for the account (SMS text, software authenticator, PIV/CAC, or security key)

NOTE 2: If you do not have access to your primary authentication method, you may opt to use your secondary authentication method by selecting the "Choose another authentication method" link.

Enter the code into the "One-time security code" textbox and click the "Submit" button.



4. Upon successful login the WAA EPA Web Application Management dashboard will be displayed.



[Community Access](#) ▾

[User Profile](#)

[Help](#)

[Logoff](#)

Welcome, **Maury Smith**

About Web Application Management

The EPA Web Application Access provides a shared, centrally managed infrastructure that provides web access management services to EPA web applications, so that these functions need no longer be independently developed or incorporated into individual applications. The WAA page provides users with access to the WAM user and approver management functions.

[Contact Us](#)

[Privacy & Security Notice](#)