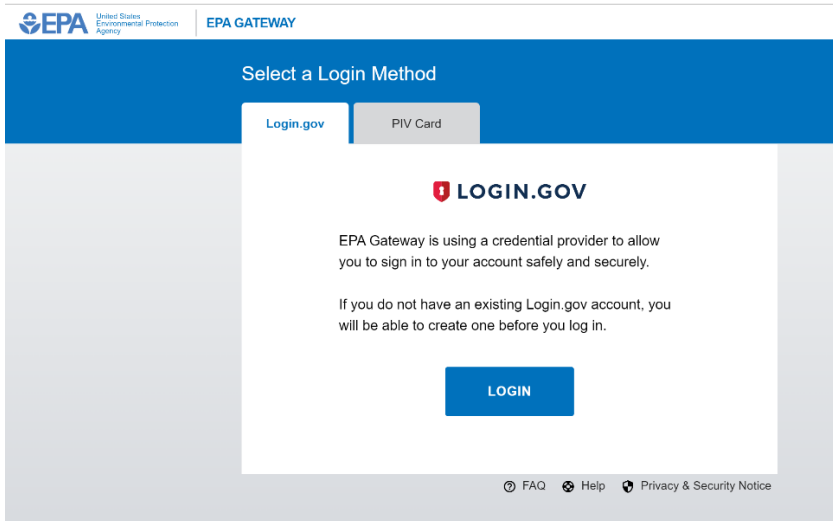
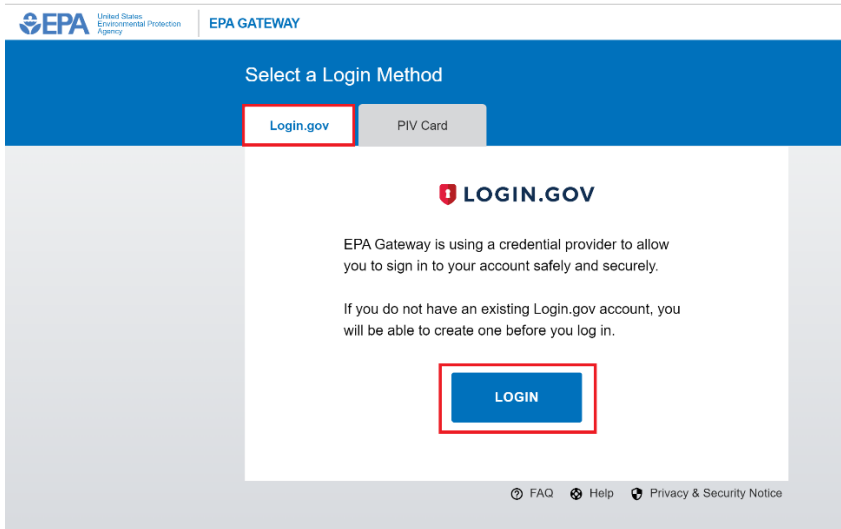


This job aid assists users on how to request new Login.gov credentials and request access to an EPA Community Application.

1. In your browser go to <https://waa.epa.gov>. You will be redirected to the **EPA GATEWAY** login page.



2. From the "Login.gov" tab of the EPA Gateway login page, click the "Login" button.



3. The EPA/Login.gov landing page will be displayed. Click the "Create an Account" button to continue.

An official website of the United States government Here's how you know

LOGIN.GOV EPA

EPA Production is using Login.gov to allow you to sign in to your account safely and securely.

Email address

Password Show password

Sign in

Create an account

Sign in with your government employee ID

[Back to EPA Production](#)

[Forgot your password?](#)

4. Complete steps [to create an Login.gov](#) account using your preferred email address.

LOGIN.GOV EPA

Create your account

Enter your email address

Select your email language preference

Login.gov allows you to receive your email communication in English, Spanish or French.

English (default)

Español

Français

Check this box to accept the Login.gov [Rules of Use](#)

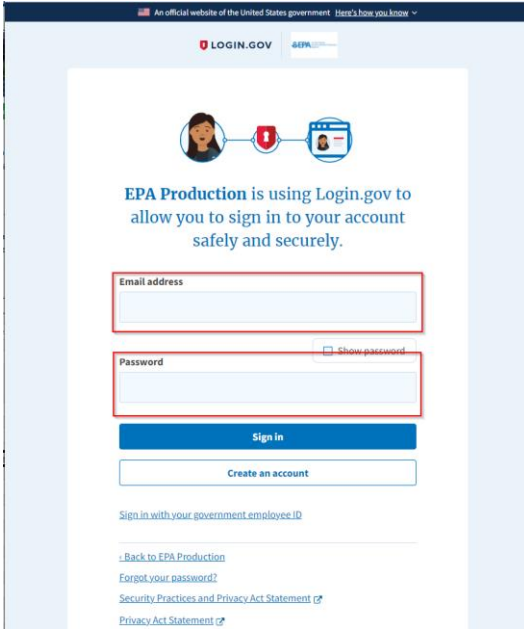
Submit

[Cancel](#)

[Security Practices and Privacy Act Statement](#)

[Privacy Act Statement](#)

5. After your Login.gov account has been created return to <https://waa.epa.gov>. The EPA/Login.gov landing page will be displayed. Enter your Login.gov account credentials (i.e., email address and password) and click the "Sign In" button to continue.

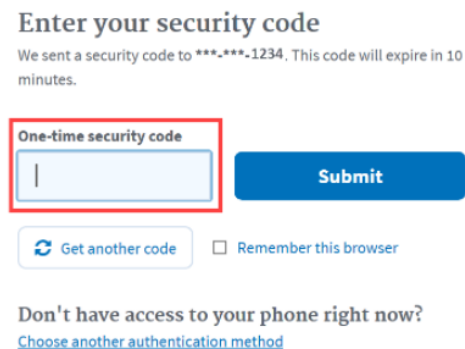


You will be prompted to enter a one-time security code.

NOTE 1: This step may vary depending on how the second factor authentication was configured for the account (SMS text, software authenticator, PIV/CAC, or security key)

NOTE 2: If you do not have access to your primary authentication method, you may opt to use your secondary authentication method by selecting the "Choose another authentication method" link.

Enter the code into the "One-time security code" textbox and click the "Submit" button.



6. Complete the EPA Community registration information.

Web Application Access Registration

Thank you for registering for EPA Web Application Access with your login.gov credentials. Please complete this form to gain access to EPA Web Community or Application.

IMPORTANT NOTE:

THIS FORM is ONLY for outside business partners and affiliates that do not have an EPA LAN account.

DO NOT complete if you are an EPA employee or an on-site contractor with an EPA LAN account. If you have an EPA LAN account and are having difficulty logging in, contact the EPA Call Center 1-866-411-4372

ALL FIELDS ARE REQUIRED

EPA Contact Name:

EPA Contact's Email Address:

EPA Contact's Phone Number:

Your Information:

First Name:

Last Name:

Email Address:

Street Address:

City:

Country:

State/Province/Region:

Postal Code:

Phone Number:

7. At the bottom of the form select the specific EPA Community Application for registration, accept EPA security terms, and click Submit Registration.

City:

Country:

State/Province/Region:

Postal Code:

Phone Number:

Select the Community or Application for which you are requesting access:

I accept the EPA Privacy & Security Notice. [Click here to read.](#)

[Contact Us](#) [Privacy & Security Notice](#)

NOTE: Access to EPA application Access requires application owner approval. You will not be able to access the EPA application until your registration has been approved. You will receive an email notification once your registration request has been approved.